

**Format of holding of specified securities**


- 1 Name of Listed Entity: Primax Fiscal Services Limited
- 2 Scrip Code/Name of the Scrip/Class of Security: 10026182(CSE), Equity Shares of Rs 10/-
- 3 Share Holding pattern Filed under: Regulation 31(1)(b)

- a. if under 31(1)(b) the indicate the report for Quarter ending : 31<sup>st</sup> March, 2016
- b. if under 31(1)(c) the indicate date of allotment/extinguishment: N.A.

- 4 Declaration: The Listed entity is required to submit the following declaration to the extent of submission of information:-

Particulars	Yes	No
(i) Whether the Listed Entity has issued any partly paid up shares?	-	✓
(ii) Whether the Listed Entity has issued any Convertible Securities or Warrants?	-	✓
(iii) Whether the Listed Entity has any shares against which depository receipts are issued?	-	✓
(iv) Whether the Listed Entity has any shares in locked-in?	-	✓
(v) Whether any shares held by promoters are pledge or otherwise encumbered?	-	✓

**PRIMAX FISCAL SERVICES LTD.**




Director

Table-I - Summary Statement holding of specified securities

Category (I)	Category of shareholder (II)	Nos. of shareholders (III)	No. of fully paid up equity shares held (IV)	No. of Partly paid up equity shares held (V)	No. of shares underlying Depository Receipts (VI)	Total nos. shares held (VII)=(IV)+(V)+(VI)	Shareholding as a % of total no. of shares (As a % of A+B+C2) (VIII)	Number of Voting Rights held in each class of securities (IX)			No. of shares underlying outstanding convertible securities (including warrants) (X)	Shareholding as a % assuming full conversion of convertible securities (as a percentage of diluted share capital) (XI)=(VIII)+(X) As a % of (A+B+C2)	Number of Locked in shares (XII)		Number of shares pledged or otherwise encumbered (XIII)		Number of equity shares held in dematerialized form (XIV)	
								No of Voting Rights					Total as a % of (A+B+C)	No.	As a % of total shares held	No.		As a % of total shares held
								Class:	Class:	Total								
(A)	Promoter & Promoter Group	7	23,95,760	0	0	23,95,760	57.94	23,95,760	0	23,95,760	57.94	0	0.00	0	0.00	0	0.00	-
(B)	Public	1073	17,38,840	0	0	17,38,840	42.06	17,38,840	0	17,38,840	42.06	0	0.00	0	0.00	NA	NA	2,09,500
(C)	Non Promoter-Non Public																	
(C1)	Shares underlying DRs	0	0	0	0	0	NA	0	0	0	0.00	0	0.00	0	0.00	NA	NA	0
(C2)	Shares held by Employee Trusts	0	0	0	0	0	0.00	0	0	0	0.00	0	0.00	0	0.00	NA	NA	0
	<b>Total</b>	<b>1080</b>	<b>41,34,600</b>	<b>0</b>	<b>0</b>	<b>41,34,600</b>	<b>100.00</b>	<b>41,34,600</b>	<b>0</b>	<b>41,34,600</b>	<b>100.00</b>	<b>0</b>	<b>0.00</b>	<b>0</b>	<b>0.00</b>	<b>0</b>	<b>0.00</b>	<b>2,09,500</b>

PRIMAX FISCAL SERVICES LTD.

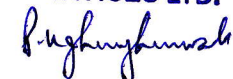


Director

Table-II - Statement showing shareholding pattern of the Promoter and Promoter Group

(1)	Category & Name of the Shareholders (I)	PAN (II)	Nos. of shareholder (III)	No. of fully paid up equity shares held (IV)	Partly paid up equity shares held (V)	No. of shares underlying Depository Receipts (VI)	Total nos. shares held (VII)=(IV)+(V)+(VI)	Shareholding % (As a % of A+B+C2) (VIII)	Number of Voting Rights held in each class of securities (IX)			No. of shares underlying outstanding convertible securities (including warrants) (X)	Shareholding as a % assuming full conversion of convertible securities ( as a percentage of diluted share capital) (XI)=(VIII)+(X) As a % of (A+B+C2)	Number of Locked in shares (XII)		Number of shares pledged or otherwise encumbered (XIII)		Number of equity shares held in dematerialized form (XIV)	
									No of Voting Rights					Total as a % of Total Voting rights	No.	As a % of total shares held	No.		As a % of total shares held
									Class:	Class:	Total								
(1)	Indian																		
(a)	Individuals/Hindu undivided Family		2	36,500	0	0	36,500	0.88	36,500	0	36,500	0.88	0	0.00	0	0.00	0	0.00	0
(b)	Central Government/State Government(s)		0	0	0	0	0	0.00	0	0	0	0.00	0	0.00	0	0.00	0	0.00	0
(c)	Financial Institutions/Banks		0	0	0	0	0	0.00	0	0	0	0.00	0	0.00	0	0.00	0	0.00	0
(d)	Any Other (specify) - Bodies Corporate		5	23,59,260	0	0	23,59,260	57.06	23,59,260	0	23,59,260	57.06	0	0.00	0	0.00	0	0.00	0
	<b>Sub-Total (A)(1)</b>		<b>7</b>	<b>23,95,760</b>	<b>0</b>	<b>0</b>	<b>23,95,760</b>	<b>57.94</b>	<b>23,95,760</b>	<b>0</b>	<b>23,95,760</b>	<b>57.94</b>	<b>0</b>	<b>0.00</b>	<b>0</b>	<b>0.00</b>	<b>0</b>	<b>0.00</b>	<b>0</b>
(2)	Foreign																		
(a)	Individuals( Non-Resident Individuals/Foreign Individuals)		0	0	0	0	0	0.00	0	0	0	0.00	0	0.00	0	0.00	0	0.00	0
(b)	Government		0	0	0	0	0	0.00	0	0	0	0.00	0	0.00	0	0.00	0	0.00	0
(c)	Institutions		0	0	0	0	0	0.00	0	0	0	0.00	0	0.00	0	0.00	0	0.00	0
(d)	Foreign Portfolio Investor		0	0	0	0	0	0.00	0	0	0	0.00	0	0.00	0	0.00	0	0.00	0
(e)	Any Other (specify)		0	0	0	0	0	0.00	0	0	0	0.00	0	0.00	0	0.00	0	0.00	0
	<b>Sub-Total (A)(2)</b>		<b>0</b>	<b>0</b>	<b>0</b>	<b>0</b>	<b>0</b>	<b>0.00</b>	<b>0</b>	<b>0</b>	<b>0</b>	<b>0.00</b>	<b>0</b>	<b>0.00</b>	<b>0</b>	<b>0.00</b>	<b>0</b>	<b>0.00</b>	<b>0</b>
	<b>Total Shareholding of Promoter and Promoter Group (A)=(A)(1)+(A)(2)</b>		<b>7</b>	<b>23,95,760</b>	<b>0</b>	<b>0</b>	<b>23,95,760</b>	<b>57.94</b>	<b>23,95,760</b>	<b>0</b>	<b>23,95,760</b>	<b>57.94</b>	<b>0</b>	<b>0.00</b>	<b>0</b>	<b>0.00</b>	<b>0</b>	<b>0.00</b>	<b>0</b>

PRIMAX FISCAL SERVICES LTD.



Director

Table-III - Statement showing shareholding pattern of the Public shareholder

	Category & Name of the Shareholders (I)	PAN (II)	Nos. of shareholder (III)	No. of fully paid up equity shares held (IV)	Partly paid up equity shares held (V)	No. of shares underlying Depository Receipts (VI)	Total nos. shares held (VII)=(IV)+(V)+(VI)	Shareholding % (As a % of A+B+C2) (VIII)	Number of Voting Rights held in each class of securities (IX)			No. of shares underlying convertible securities (including warrants) (X)	Shareholding as a % assuming full conversion of convertible securities (as a percentage of diluted share capital) (XI)=(VII)+(X) As a % of (A+B+C2)	Number of Locked in shares (XII)		Number of shares pledged or otherwise encumbered (XIII)		Number of equity shares held in dematerialized form (XIV)	
									No of Voting Rights					Total as a % of Total Voting rights	No.	As a % of total shares held	No.		As a % of total shares held
									Class:	Class:	Total								
(1)	Institutions																		
(a)	Mutual Funds		0	0	0	0	0	0	0	0	0	0.00	0	0.00		NA		0	
(b)	Venture Capital Funds		0	0	0	0	0	0.00	0	0	0	0.00	0	0.00		NA		0	
(c)	Alternate Investment Funds		0	0	0	0	0	0.00	0	0	0	0.00	0	0.00		NA		0	
(d)	Foreign Venture capital Investors		0	0	0	0	0	0.00	0	0	0	0.00	0	0.00		NA		0	
(e)	Foreign Portfolio Investors		0	0	0	0	0	0.00	0	0	0	0.00	0	0.00		NA		0	
(f)	Financial Institutions/Banks		0	0	0	0	0	0	0	0	0	0.00	0	0.00		NA		0	
(g)	Insurance Companies		0	0	0	0	0	0.00	0	0	0	0.00	0	0.00		NA		0	
(h)	Provident Funds/Pension Funds		0	0	0	0	0	0.00	0	0	0	0.00	0	0.00		NA		0	
(i)	Any Other (specify)		0	0	0	0	0	0.00	0	0	0	0.00	0	0.00		NA		0	
	Sub-Total (B)(1)		0	0	0	0	0	0.00	0	0	0	0.00	0	0.00		NA		0	
(2)	Central Government/State Government(s)/President of India		0	0	0	0	0	0.00	0	0	0	0.00	0	0.00		NA		0	
	Sub-Total (B)(2)		0	0	0	0	0	0.00	0	0	0	0.00	0	0.00		NA		0	
(3)	Non-Institutions																		
(a)	Individuals-																		
	i. Individual shareholders holding nominal share capital upto Rs.2 lakhs		1067	9,35,700	0	0	9,35,700	22.63	9,35,700	0	9,35,700	22.63	0	0.00	0	0.00		NA	5,200
	ii. Individual shareholders holding nominal share capital in excess of Rs.2 lakhs		0	0	0	0	0	0	0	0	0	0	0	0.00	0	0.00		NA	0
(b)	NBFCs registered with RBI		0	0	0	0	0	0.00	0	0	0	0.00	0	0.00		NA		0	
(c)	Employee Trusts		0	0	0	0	0	0.00	0	0	0	0.00	0	0.00		NA		0	
(d)	Overseas Depositories(holding DRs)		0	0	0	0	0	0.00	0	0	0	0.00	0	0.00		NA		0	
(e)	Any Other (specify)- Bodies Corporate		6	8,03,140	0	0	8,03,140	19.42	8,03,140	0	8,03,140	19.42	0	0.00	0	0.00		NA	2,04,300
	Sub-Total (B)(3)		1073	17,38,840	0	0	17,38,840	42.06	17,38,840	0	17,38,840	42.06	0	0.00	0	0.00		NA	2,09,500
	Total Public shareholding (B)=(B)(1)+(B)(2)+(B)(3)		1073	17,38,840	0	0	17,38,840	42.06	17,38,840	0	17,38,840	42.06	0	0.00	0	0.00		NA	2,09,500

PRIMAX FISCAL SERVICES LTD.



Director

Table-IV - Statement showing shareholding pattern of the Non Promoter-Non Public shareholder

	Category & Name of the Shareholders (I)	PAN (II)	Nos. of shareholder (III)	No. of fully paid up equity shares held (IV)	Partly paid up equity shares held (V)	No. of shares underlying Depository Receipts (VI)	Total nos. shares held (VII)=(IV)+(V)+(VI)	Shareholding % (As a % of A+B+C2) (VIII)	Number of Voting Rights held in each class of securities (IX)				No. of shares underlying outstanding convertible securities (including warrants) (X)	Shareholding as a % assuming full conversion of convertible securities ( as a percentage of diluted share capital) (XI)=(VIII)+(X) As a % of (A+B+C2)	Number of Locked in shares (XII)		Number of shares pledged or otherwise encumbered (XIII)		Number of equity shares held in dematerialized form (XIV)
									No of Voting Rights			Total as a % of Total Voting rights			No.	As a % of total shares held	No.	As a % of total shares	
									Class:	Class:	Total								
(1)	Custodian/DR Holder																		
(a)	Name of the DR Holder			0	0	0	0	0.00	0	0	0	0.00	0	0.00	0	0.00	NA		0
(2)	Employee Benefit Trust			0	0	0	0	0.00	0	0	0	0.00	0	0.00	0	0.00	NA		0
	<b>Total Non Promoter-Non Public Shareholding (C)=(C)(1)+(C)(2)</b>			<b>0</b>	<b>0</b>	<b>0</b>	<b>0</b>	<b>0.00</b>	<b>0</b>	<b>0</b>	<b>0</b>	<b>0.00</b>	<b>0</b>	<b>0.00</b>	<b>0</b>	<b>0.00</b>	<b>NA</b>		<b>0</b>

PRIMAX FISCAL SERVICES LTD.




Director

**Statement showing Institutions/Non Institutions belonging to the category "Public Shareholding" more than 1% of total number of shares as on 31.12.2015**

Sr. No.	Name of the shareholder	Number of shares held	% of Total Shares
1	MILLENIUM HOLDINGS (P) LIMITED	2,03,500	4.92
2	CELESTIAL HOLDINGS (P) LIMITED	2,01,500	4.87
3	ROCHAK DISTRIBUTORS PVT. LTD.	2,00,000	4.84
4	CELESTIAL CONSULTANTS (P) LIMITED	1,96,540	4.75
	<b>Total</b>	<b>8,01,540</b>	<b>19.39</b>

**PRIMAX FISCAL SERVICES LTD.**



**Director**